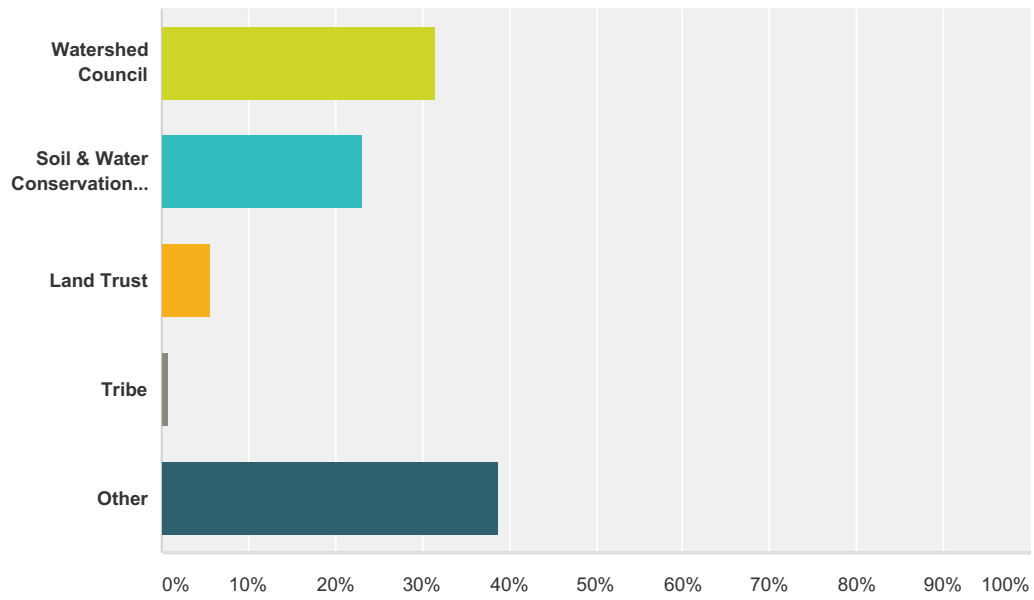


Q1 Which of the following best describes your organization?

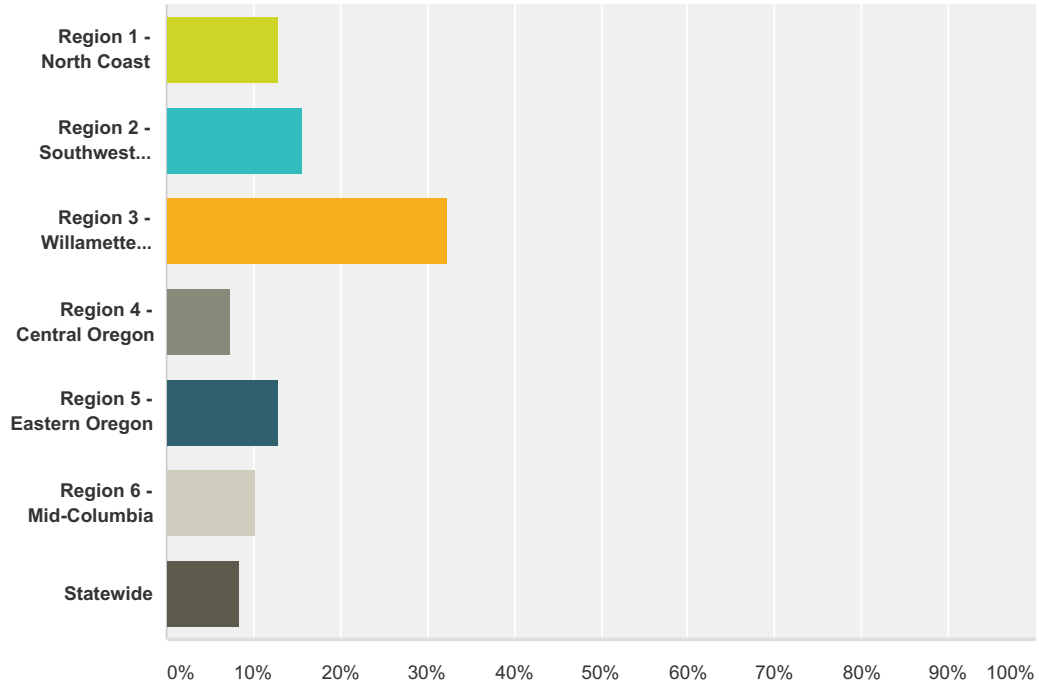
Answered: 108 Skipped: 0



Answer Choices	Responses
Watershed Council	31.48% 34
Soil & Water Conservation District	23.15% 25
Land Trust	5.56% 6
Tribe	0.93% 1
Other	38.89% 42
Total	108

Q2 In which OWEB region does your organization conduct most of its work? (view a map)

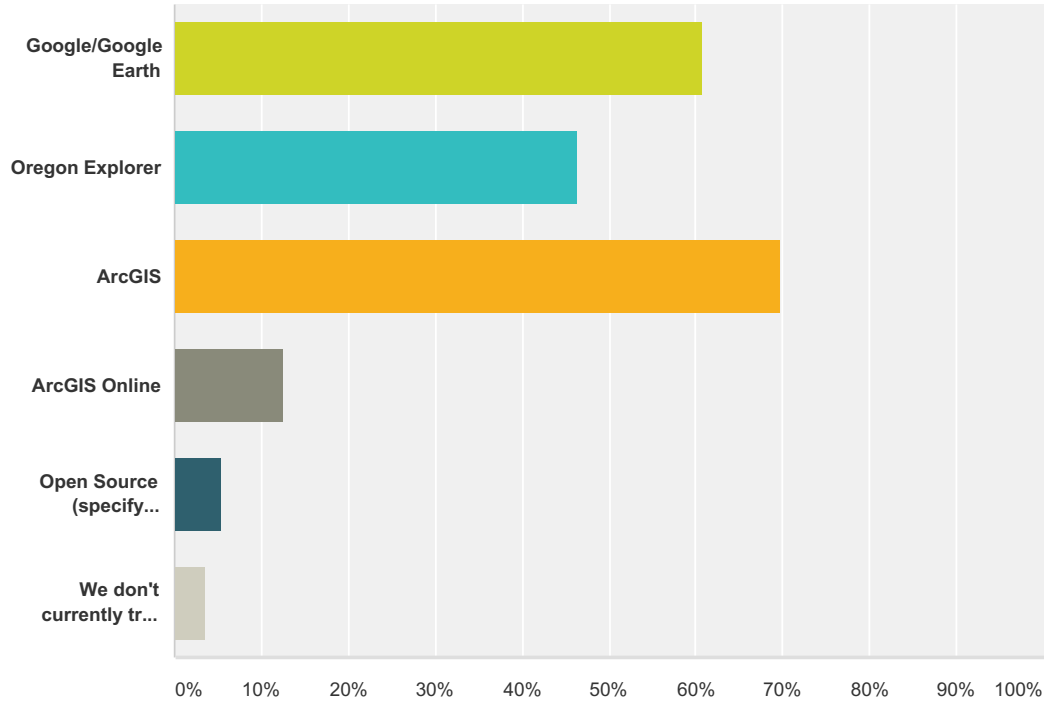
Answered: 108 Skipped: 0



Answer Choices	Responses
Region 1 - North Coast	12.96% 14
Region 2 - Southwest Oregon	15.74% 17
Region 3 - Willamette Basin	32.41% 35
Region 4 - Central Oregon	7.41% 8
Region 5 - Eastern Oregon	12.96% 14
Region 6 - Mid-Columbia	10.19% 11
Statewide	8.33% 9
Total	108

Q4 Which Websites or software does your organization currently use to track spatial information and create and share maps? (Check all that apply.)

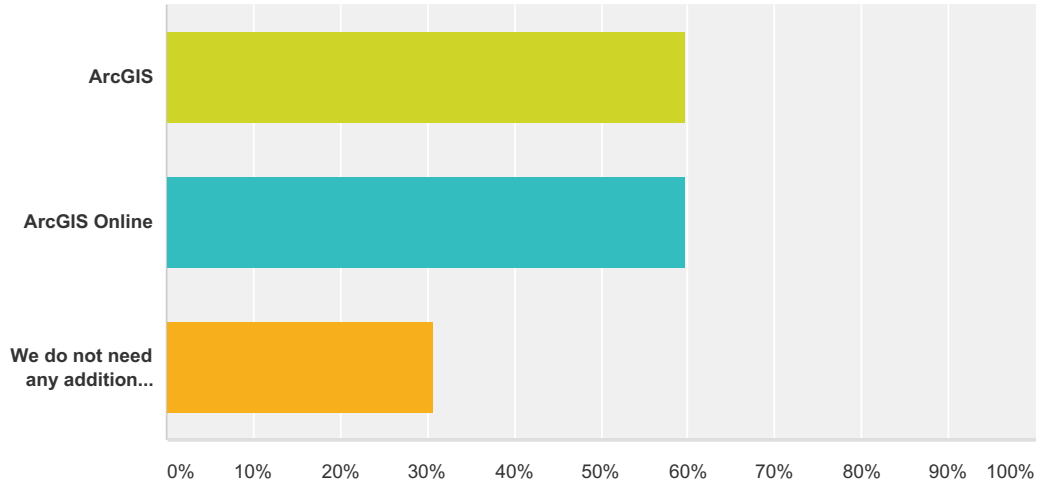
Answered: 56 Skipped: 52



Answer Choices	Responses
Google/Google Earth	60.71% 34
Oregon Explorer	46.43% 26
ArcGIS	69.64% 39
ArcGIS Online	12.50% 7
Open Source (specify product in "Other" field)	5.36% 3
We don't currently track spatial information.	3.57% 2
Total Respondents: 56	

Q5 Would your organization benefit from access to any of the following software packages? (Check all that apply.)

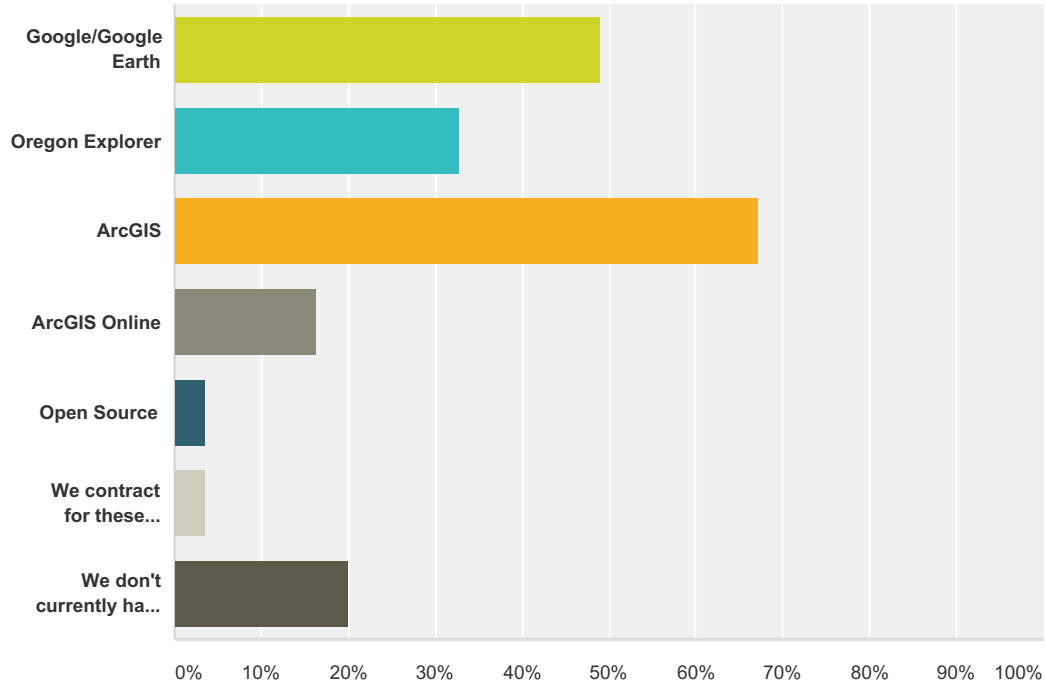
Answered: 52 Skipped: 56



Answer Choices	Responses
ArcGIS	59.62% 31
ArcGIS Online	59.62% 31
We do not need any additional software.	30.77% 16
Total Respondents: 52	

Q6 Does your organization currently have staff with expertise in any GIS software? (Check all that apply.)

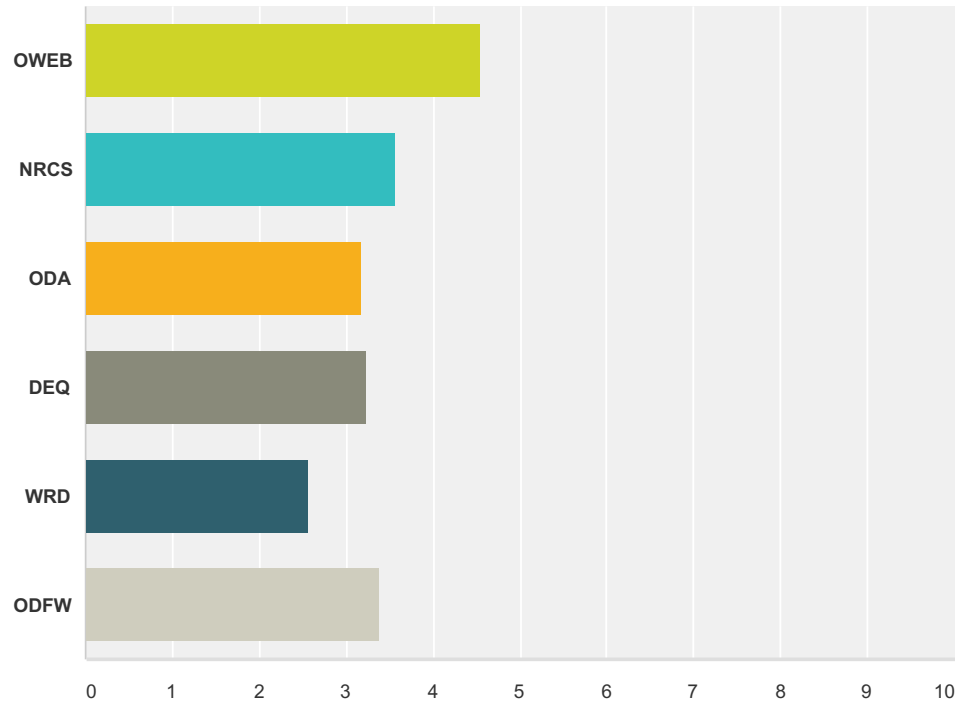
Answered: 55 Skipped: 53



Answer Choices	Responses
Google/Google Earth	49.09% 27
Oregon Explorer	32.73% 18
ArcGIS	67.27% 37
ArcGIS Online	16.36% 9
Open Source	3.64% 2
We contract for these services.	3.64% 2
We don't currently have this expertise on staff.	20.00% 11
Total Respondents: 55	

Q7 Generally speaking, how knowledgeable do you feel about the grant, technical assistance, and other support programs offered by the following state and federal agencies?

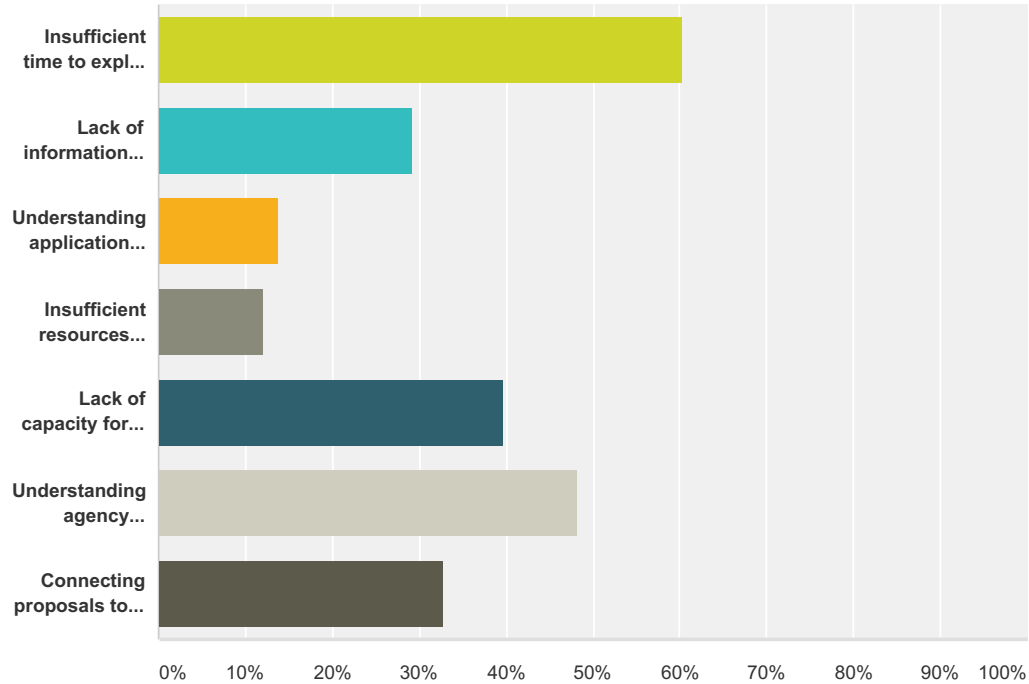
Answered: 61 Skipped: 47



	Not at all Informed	(no label)	Somewhat Informed	(no label)	Very Well Informed	Not Applicable to my Programs	Total	Weighted Average
OWEB	0.00% 0	0.00% 0	6.56% 4	31.15% 19	62.30% 38	0.00% 0	61	4.56
NRCS	4.92% 3	16.39% 10	19.67% 12	26.23% 16	31.15% 19	1.64% 1	61	3.57
ODA	10.00% 6	21.67% 13	21.67% 13	16.67% 10	26.67% 16	3.33% 2	60	3.18
DEQ	4.92% 3	18.03% 11	39.34% 24	24.59% 15	13.11% 8	0.00% 0	61	3.23
WRD	22.95% 14	26.23% 16	27.87% 17	16.39% 10	6.56% 4	0.00% 0	61	2.57
ODFW	4.92% 3	16.39% 10	31.15% 19	31.15% 19	16.39% 10	0.00% 0	61	3.38

Q8 What are the greatest barriers you face in applying to agency grant programs? Select your top THREE choices.

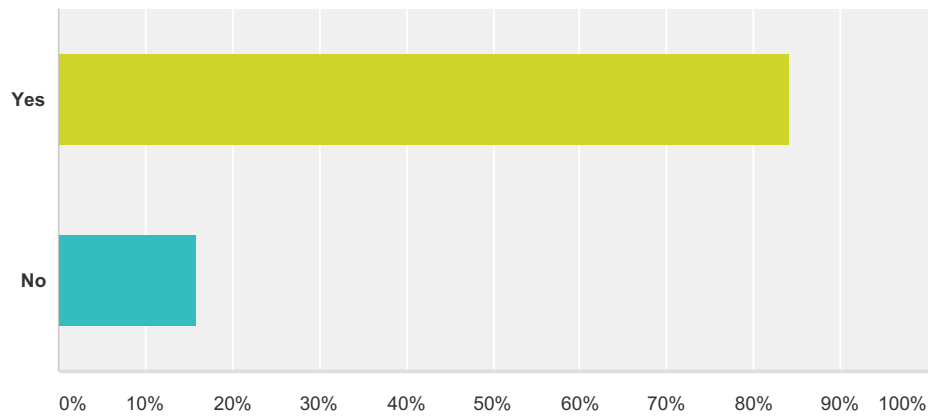
Answered: 58 Skipped: 50



Answer Choices	Responses
Insufficient time to explore grant opportunities	60.34% 35
Lack of information about grant opportunities	29.31% 17
Understanding application requirements	13.79% 8
Insufficient resources (i.e., data, GIS software) to articulate needs in a proposal	12.07% 7
Lack of capacity for building partnerships	39.66% 23
Understanding agency priorities and connecting local needs with those priorities	48.28% 28
Connecting proposals to larger statewide initiatives or strategies (i.e., the Oregon Conservation Strategy)	32.76% 19
Total Respondents: 58	

Q9 Does your organization have a strategic plan?

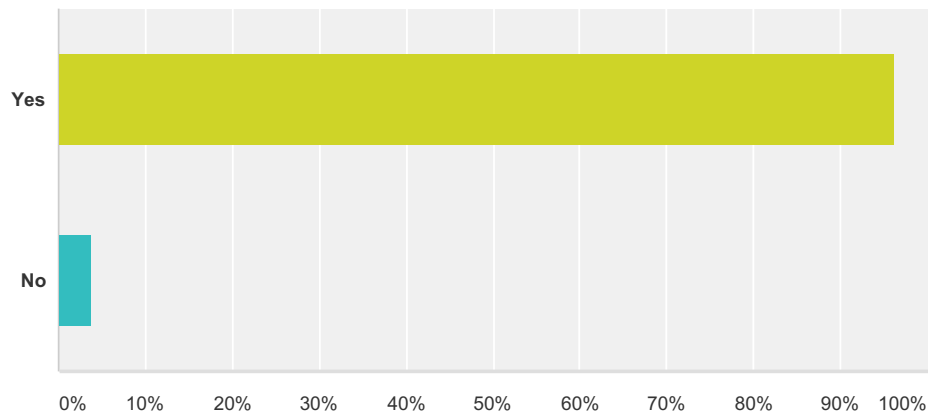
Answered: 63 Skipped: 45



Answer Choices	Responses
Yes	84.13% 53
No	15.87% 10
Total	63

Q10 ...specifically reference and include other partners or agencies?

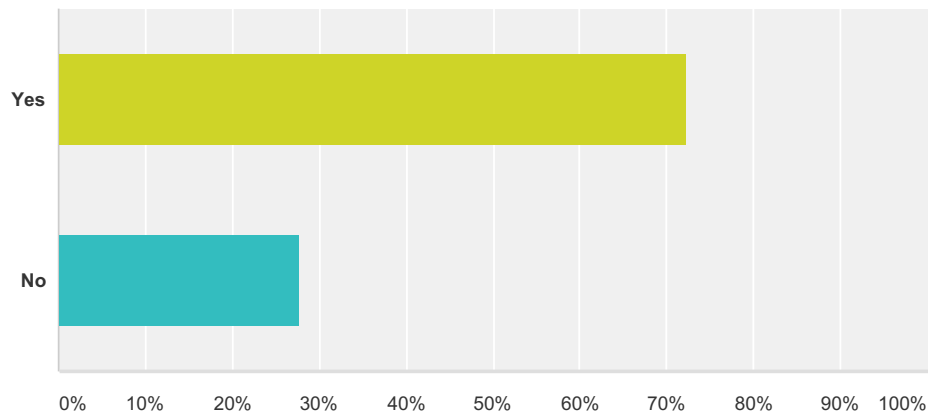
Answered: 54 Skipped: 54



Answer Choices	Responses
Yes	96.30% 52
No	3.70% 2
Total	54

Q11 ...include joint goals with other partners or agencies?

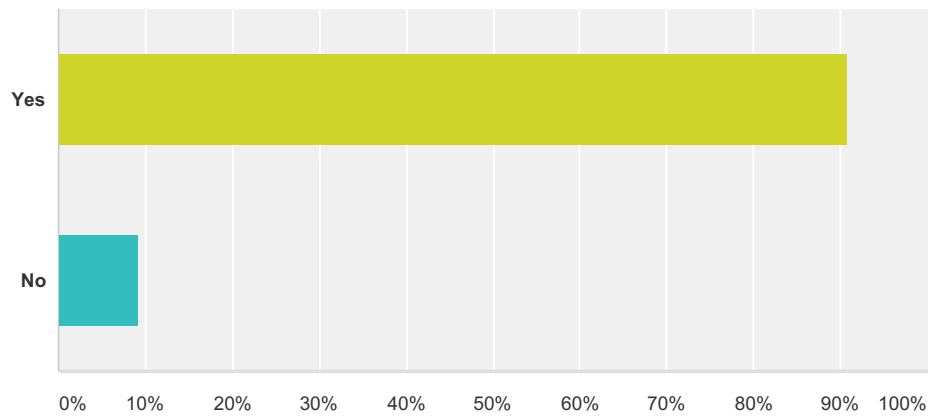
Answered: 54 Skipped: 54



Answer Choices	Responses
Yes	72.22% 39
No	27.78% 15
Total	54

Q12 ...include regular communications with other partners or agencies?

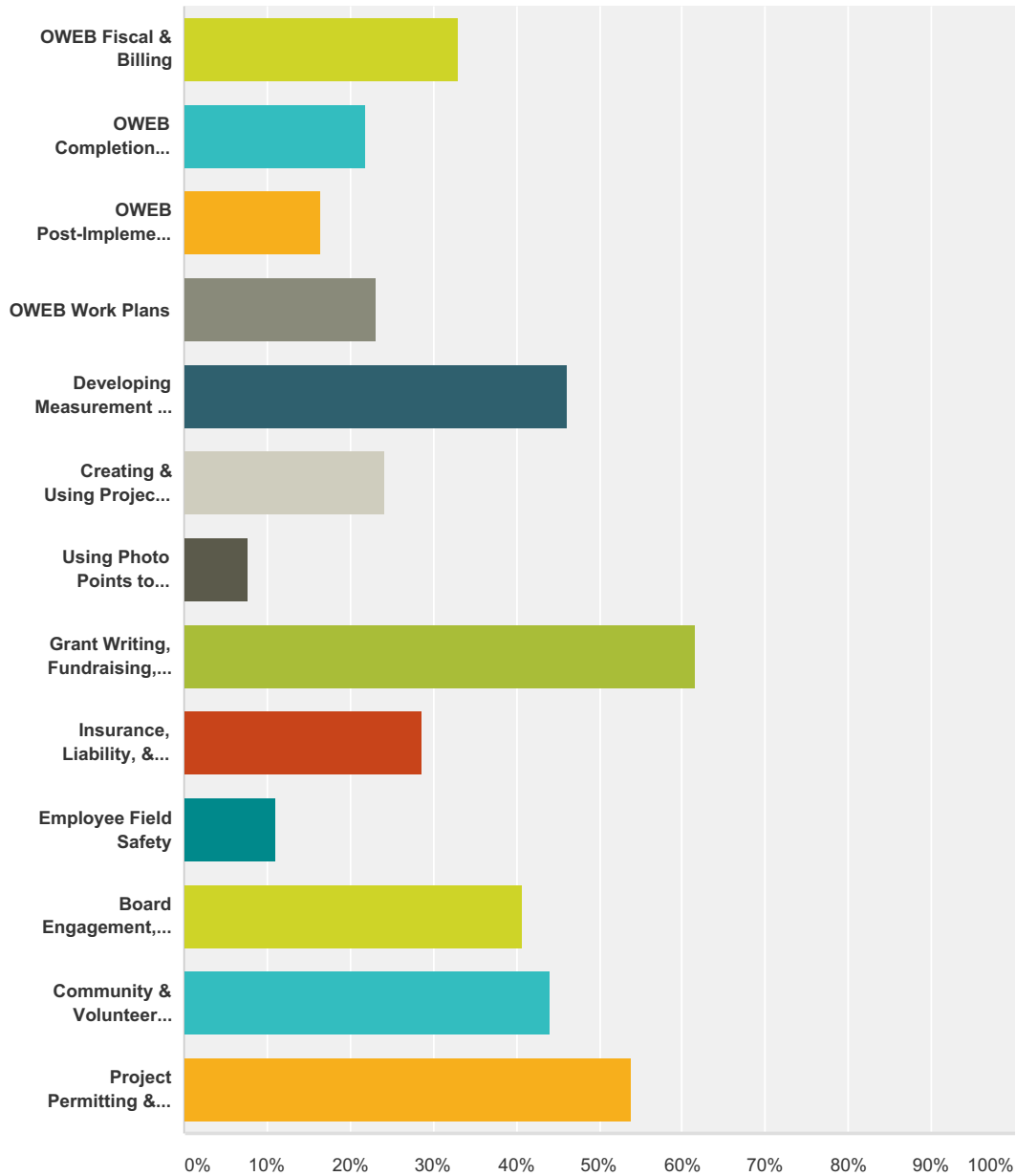
Answered: 54 Skipped: 54



Answer Choices	Responses
Yes	90.74% 49
No	9.26% 5
Total	54

Q14 Which of the following training topics would be most beneficial to your organization? Select your top FIVE choices.

Answered: 91 Skipped: 17

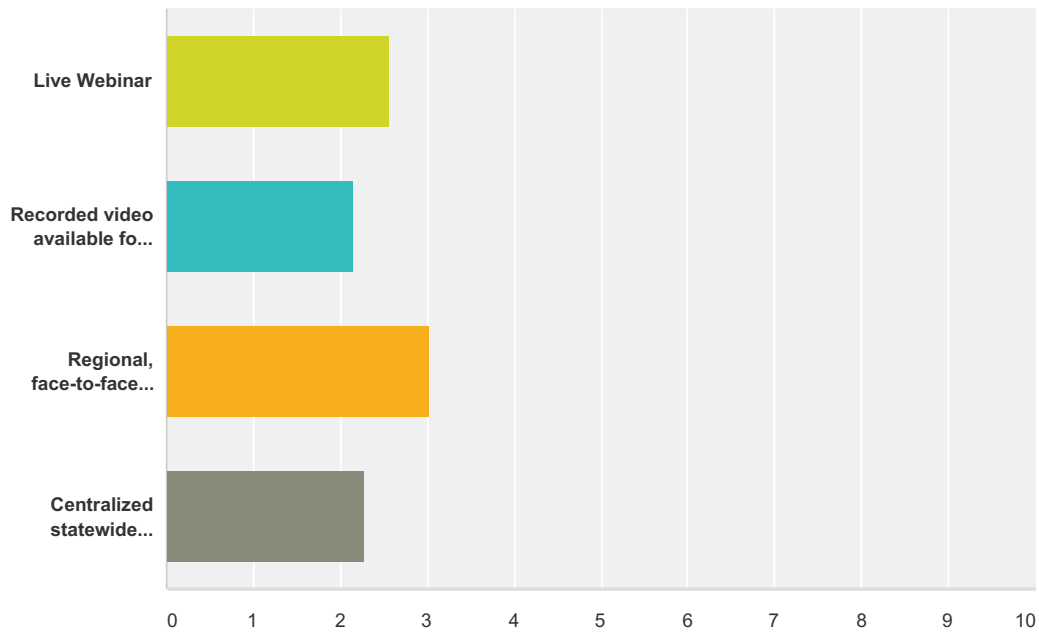


Answer Choices	Responses
OWEB Fiscal & Billing	32.97% 30
OWEB Completion Reporting	21.98% 20
OWEB Post-Implementation Reporting	16.48% 15
OWEB Work Plans	23.08% 21

Developing Measurement & Reporting Metrics	46.15%	42
Creating & Using Project Maps	24.18%	22
Using Photo Points to Document Projects	7.69%	7
Grant Writing, Fundraising, & Funding Diversification	61.54%	56
Insurance, Liability, & Risk Management	28.57%	26
Employee Field Safety	10.99%	10
Board Engagement, Management, Capacity-building, etc.	40.66%	37
Community & Volunteer Engagement & Management	43.96%	40
Project Permitting & Management	53.85%	49
Total Respondents: 91		

Q15 Please rank your preferred method for receiving trainings.

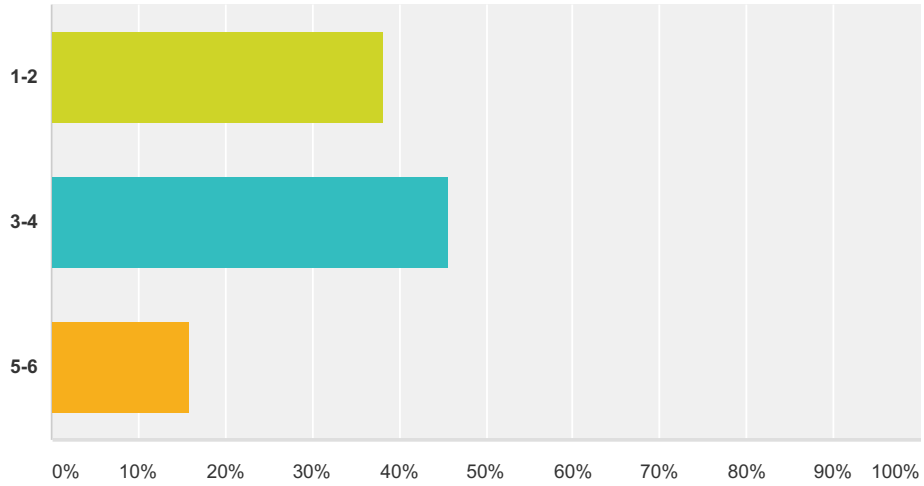
Answered: 93 Skipped: 15



	1	2	3	4	Total	Score
Live Webinar	20.43% 19	30.11% 28	34.41% 32	15.05% 14	93	2.56
Recorded video available for online viewing	12.90% 12	23.66% 22	27.96% 26	35.48% 33	93	2.14
Regional, face-to-face meetings around the state	46.24% 43	21.51% 20	20.43% 19	11.83% 11	93	3.02
Centralized statewide events, such as CONNECT or the NOWC-OACD Joint Conference	20.43% 19	24.73% 23	17.20% 16	37.63% 35	93	2.28

Q16 About how many online or remote (i.e., Webinar) trainings would you like offered each year?

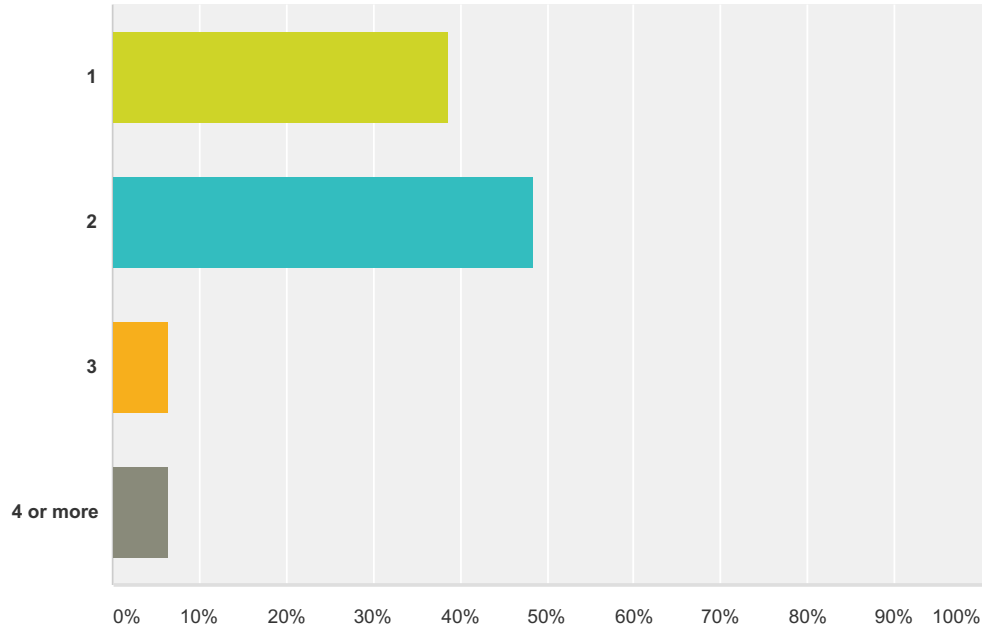
Answered: 94 Skipped: 14



Answer Choices	Responses
1-2	38.30% 36
3-4	45.74% 43
5-6	15.96% 15
Total	94

Q17 About how many site-specific (e.g., Conference or Regional meeting) trainings would you be able to attend each year?

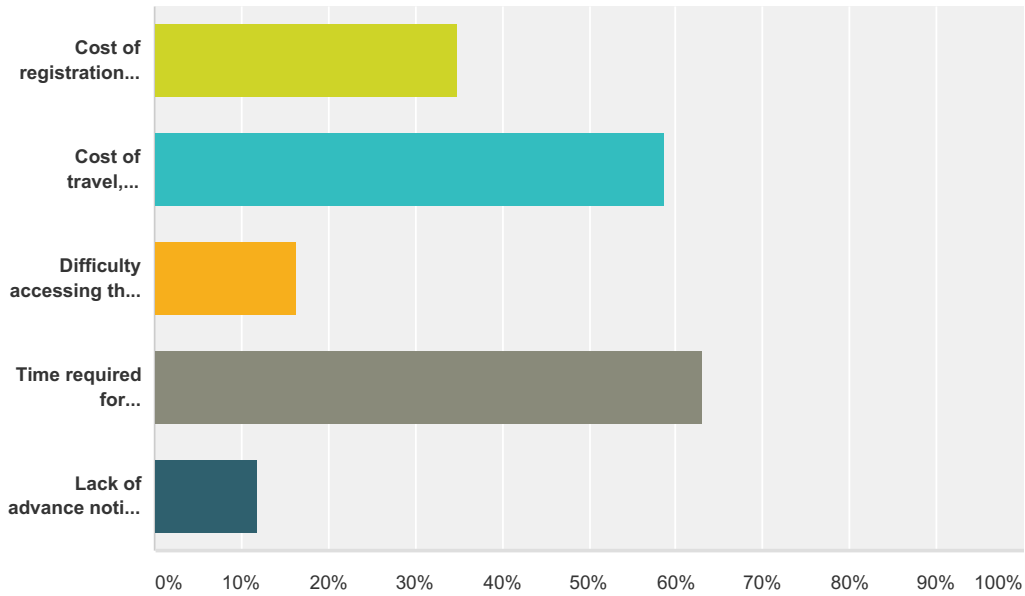
Answered: 93 Skipped: 15



Answer Choices	Responses
1	38.71% 36
2	48.39% 45
3	6.45% 6
4 or more	6.45% 6
Total	93

Q18 What are some barriers that prohibit participation in site-specific training opportunities? Select your top TWO choices.

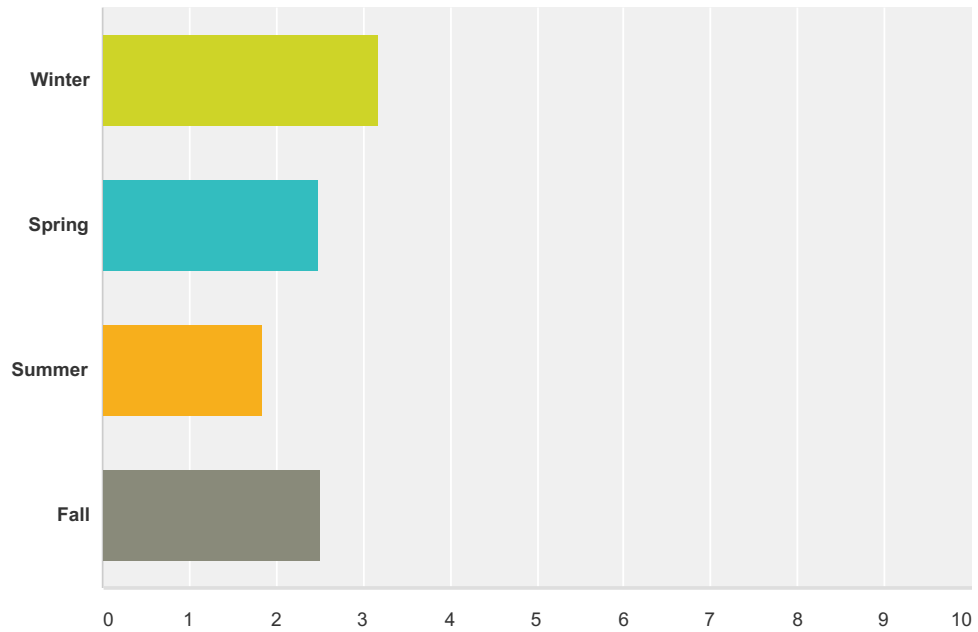
Answered: 92 Skipped: 16



Answer Choices	Responses
Cost of registration or enrollment	34.78% 32
Cost of travel, accommodations, per diem, etc.	58.70% 54
Difficulty accessing the site (i.e., weather, too far to travel, etc.)	16.30% 15
Time required for participation	63.04% 58
Lack of advance notice or information about program content	11.96% 11
Total Respondents: 92	

**Q19 When is it most convenient to attend or participate in site-specific trainings?
Please rank your preferences.**

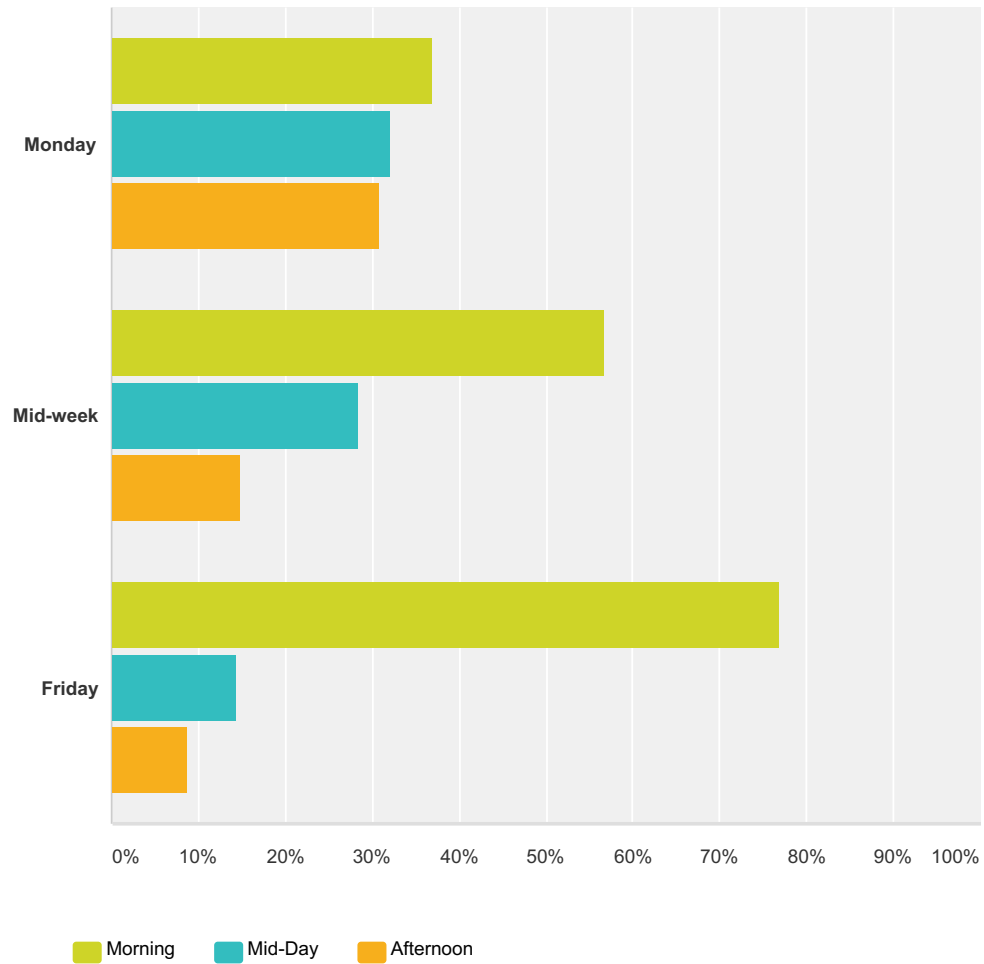
Answered: 93 Skipped: 15



	1	2	3	4	Total	Score
Winter	54.84% 51	19.35% 18	13.98% 13	11.83% 11	93	3.17
Spring	13.98% 13	37.63% 35	31.18% 29	17.20% 16	93	2.48
Summer	11.83% 11	12.90% 12	22.58% 21	52.69% 49	93	1.84
Fall	19.35% 18	30.11% 28	32.26% 30	18.28% 17	93	2.51

Q20 Generally speaking, when is it most convenient to participate in online or remote training opportunities?

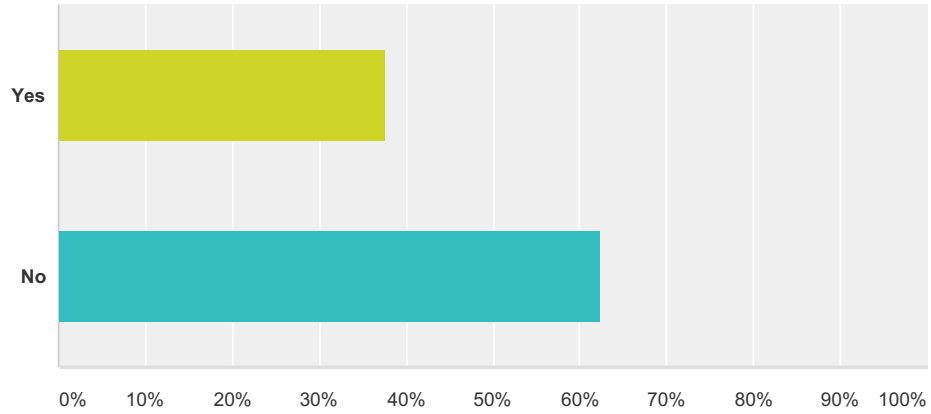
Answered: 94 Skipped: 14



	Morning	Mid-Day	Afternoon	Total
Monday	37.04% 30	32.10% 26	30.86% 25	81
Mid-week	56.82% 50	28.41% 25	14.77% 13	88
Friday	76.81% 53	14.49% 10	8.70% 6	69

Q21 Did you participate in the OWEB Webinar, "The Dos and Don'ts of Successful Grant Applications"?

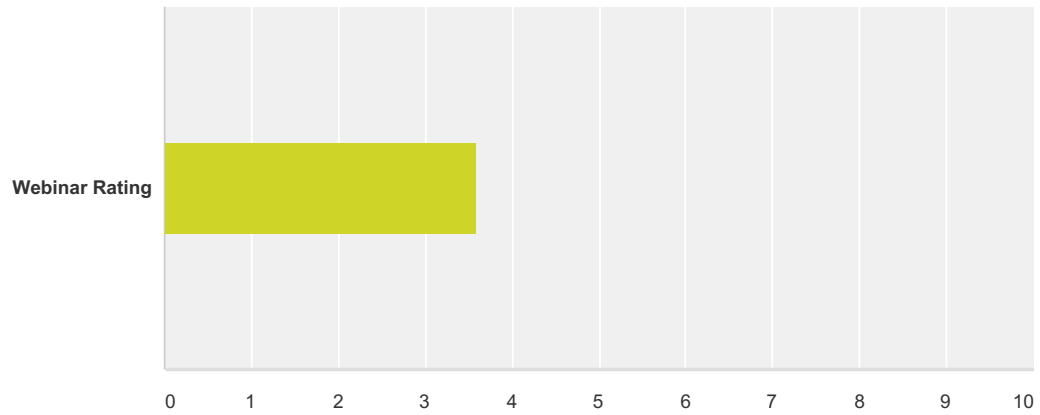
Answered: 96 Skipped: 12



Answer Choices	Responses
Yes	37.50% 36
No	62.50% 60
Total	96

Q22 Overall, how useful was the Webinar?

Answered: 35 Skipped: 73



	Not at all useful	(no label)	Somewhat useful	(no label)	Very Useful	Total	Weighted Average
Webinar Rating	0.00% 0	2.86% 1	51.43% 18	28.57% 10	17.14% 6	35	3.60